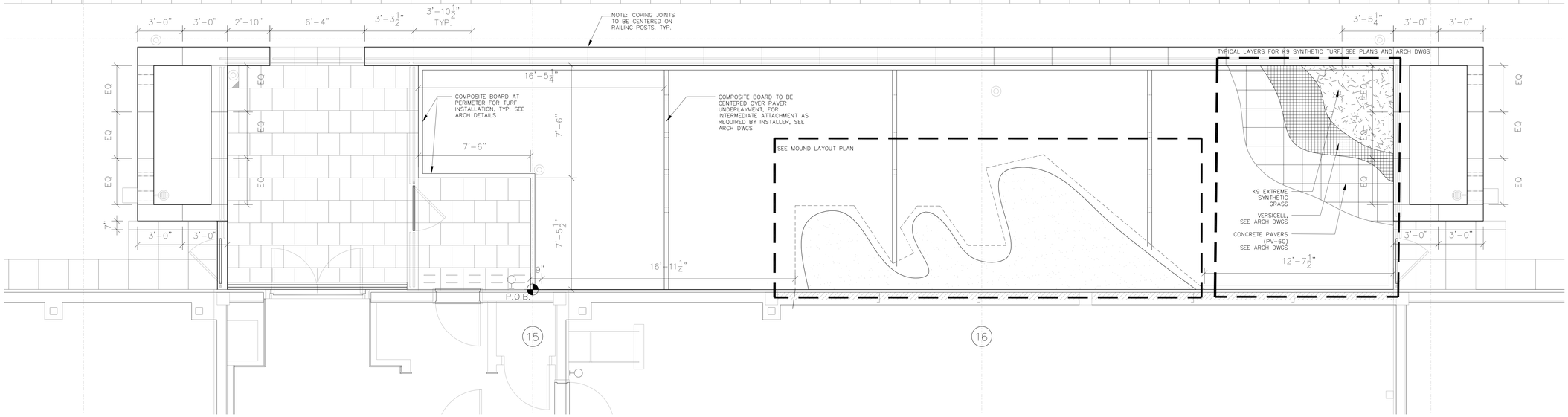

A DOG PARK, 12TH FLOOR TERRACE (PARCEL 3) LAYOUT PLAN
SCALE: 3/8" = 1' - 0"

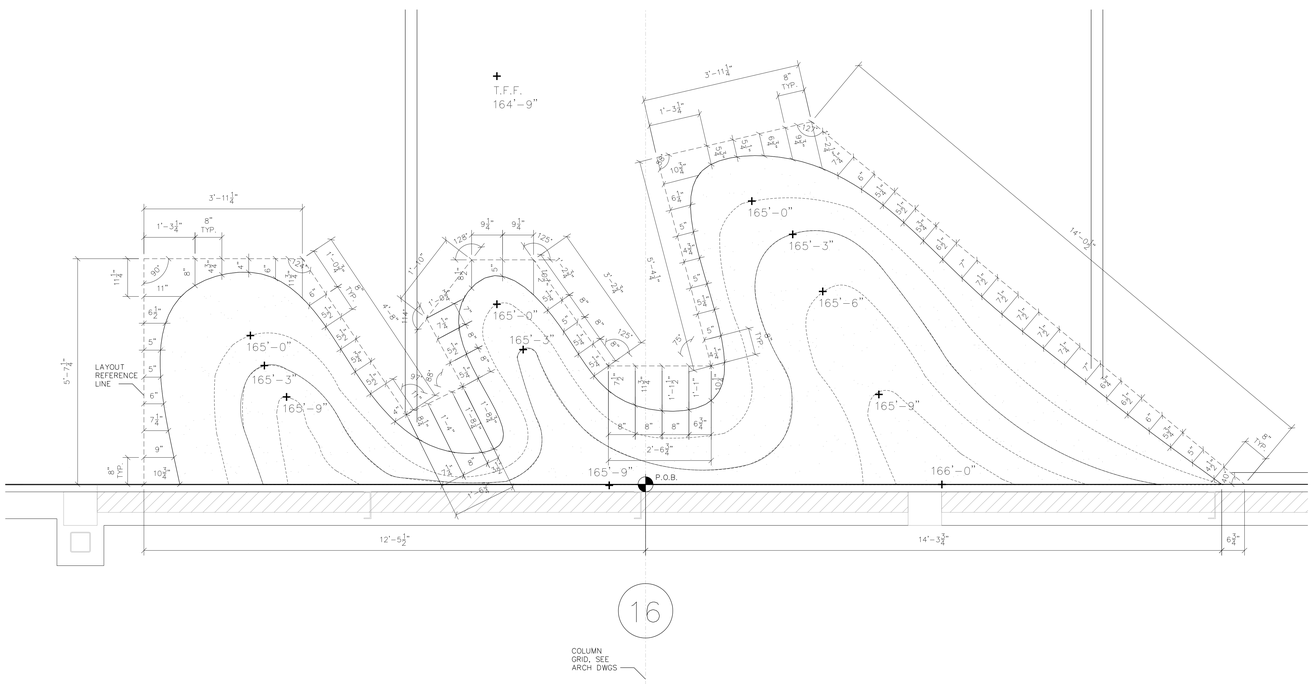

B MOUND LAYOUT + GRADING PLAN
SCALE: 3/4" = 1' - 0"

MATERIALS SCHEDULE

PAVING TYPE PV-6A		17 7/8"x 17 7/8" x 2", (ACTUAL SIZE REQUIRED) HANOVER PRESSED PAVER, M1147, TUDOR FINISH, 3/8" HANOVER PAVER SUPPORT, 1/8" JOINTS. FOR SPECIAL SHAPE OF STEP PAVER, SEE ARCH. DWGS.
PAVING TYPE PV-6B		17 7/8"x 17 7/8" x 2", (ACTUAL SIZE REQUIRED) HANOVER PRESSED PAVER W/ DRAIN SLOTS, M1147, TUDOR FINISH, 3/8" HANOVER PAVER SUPPORT, 1/8" JOINTS, SEE DETAIL M SHEET L2-34-1.01
PAVING TYPE PV-6C		24"x 24" x 1 1/2", (ACTUAL SIZE REQUIRED) HANOVER PRESSED PAVER, NATURAL COLOR, DIAMOND FINISH, GAUGED FOR THICKNESS, 3/8" THICK EPDM PEDESTAL SEE DETAIL ARCH DWGS
FLEXI-PAVE		HDS 2000, BLACK COLOR, 2" THICK, WITH 3/4" STONE TOPPING
SYNTHETIC TURF		K9 GRASS CLASSIC, INSTALLED OVER 2050 VERSICELL OVER PV-6C PAVER.
DRAIN		ST-11 STONE COPING AND ST-12 CLADDING - VENETIAN GOLD, VELVET FINISH
	◎	SEE ARCH. DWGS

GRADING NOTES:
- H.P. = HIGH POINT
- L.P. = LOW POINT
- S.E. = SOIL ELEVATION
- T.O.AS. = TOP OF ACOUSTIC SLAB
- T.O.S. = TOP OF SLAB
- T.F.F = TOP OF FINISHED FLOOR
- T.O.F. = TOP OF FLOOR
- T.O.ED = TOP OF EDGING
- T.O.COPING = TOP OF COPING
- _____ = GRADING CONTOUR

GENERAL NOTES:
1. VERIFY ALL T.O.S. AND T.O.F. ELEVATIONS WITH ARCHITECTURAL AND STRUCTURAL DRAWINGS
2. FOR ROOFING SYSTEMS, SEE ARCHITECTURAL DRAWINGS
3. FOR PARAPET AND RAILING DETAILS SEE ARCHITECTURAL DRAWINGS
4. FOR THE STRUCTURE OF ALL GARDEN WALLS, SEE ARCHITECTURAL AND STRUCTURAL DRAWINGS
5. FOR ALL CONCRETE FOOTINGS, SEE ARCHITECTURAL DRAWINGS
6. UNDER DRAIN LINE FROM YARD DRAIN AT PLANTER SHALL BE SLOPED AT 2% AND DAYLIGHTED TO RIVER ROCK PAVING AREA. CONTRACTOR SHALL AVOID CONFLICT BETWEEN UNDER DRAIN LINE AND PLANTING ROOT SYSTEM.
7. FOR LOCATION AND DETAIL OF WINDOW WASHING ANCHORS, SEE ARCH. DWGS.

LAYOUT NOTES:
1. LAYOUT LINES SHALL BE PARALLEL AND PERPENDICULAR TO EACH OTHER AND TO BUILDINGS UNLESS OTHERWISE INDICATED IN DRAWINGS.
2. THE CONTRACTOR SHALL BE RESPONSIBLE FOR COMPLETING WORK CALLED FOR ON DRAWINGS AND IN SPECIFICATIONS WHETHER OR NOT EACH WORK ELEMENT IS NOTED.
3. CONTRACTOR SHALL VERIFY ALL CONDITIONS IN THE FIELD AND REPORT ANY DISCREPANCIES TO LANDSCAPE ARCHITECT.
4. LAYOUT SHALL BE OFF FROM PAVER POINT OF BEGINNINGS.

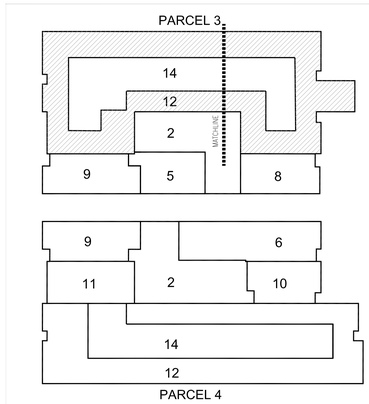

KEY - FLOOR PLAN

shalom baranes associates architects
3299 K STREET NW SUITE 400
WASHINGTON, DC 20007
TEL 202 342.2200 FAX 202 342.2200

INTERIOR DESIGN
ENVISION DESIGN, PLLC
1211 CONNECTICUT AVE NW, SUITE 250
WASHINGTON DC-20036
T: 202.775.9000 F: 202.775.9001

LANDSCAPE
GUSTAFSON GUTHRIE NICHOL LTD
PIER 55-FLOOR 3
1101 ALASKAN WAY
SEATTLE, WA - 98101
T: 206.903.6802 F: 206.903.6804

LEE + PAPA ASSOCIATES, INC
638 EYE STREET, NW
WASHINGTON, DC 20001
T: 202.466.6666 F: 202.466.4232

STRUCTURAL
SK & A STRUCTURAL ENGINEERS, PLLC
1155 CONNECTICUT AVENUE NW, SUITE 800
WASHINGTON DC-20036
T: 202.659.2520 F: 202.659.1097

MEP
TOLK, INC.
8401 ARLINGTON BLVD, SUITE 600
FAIRFAX, VA-22031
T: 703.698.9440 F: 703.876.4881

SECURITY CONSULTANT
HMA CONSULTING
2929 BRIARPARK DRIVE, SUITE 325
HOUSTON, TEXAS 77042
T: 832.242.1600 F: 832.242.1604

SPECIAL SYSTEMS DESIGNER
RTKL, INC.
1250 CONNECTICUT AVENUE NW
WASHINGTON, DC 20036
T: 202.912.8383 F: 202.877.5168

CityCenterDC
WASHINGTON, DC

Package 2
RENTAL BUILDINGS

OWNER
OCC MASTER DEVELOPER, LLC
WASHINGTON, DC / ARLINGTON, VA

KEY PLAN

SBA PROJECT NO: 32-009

LEVEL 12 ROOF TERRACE (PARCEL 3) - DOG PARK LAYOUT PLAN

SCALE: 1/4" = 1'-0"

ISSUED:
03/31/11 FOR CONSTRUCTION

REVISIONS:
2 09/15/11 BULLETIN #2
24 10/26/12 BULLETIN #24
26 12/10/12 BULLETIN #26

COPYRIGHT, © 2008 SBA, PC

L2-34-1.07.3

PROGRESS DATE: ###### PROGRESS SET